

**Print and App Style Guide**  
**July 2018**



- 3 Primary logo**
- 4 Secondary logos**
- 5 Logo with additional elements**

#### PRINT AND MESSAGING

- 7 Colors**
- 8 Typography**
- 9 Typography usage**
- 10 Hand-drawn elements**
- 11 Examples**


#### APP DESIGN

- 13 Idle screen**
- 14 Text**
- 15 Colors**
- 16 Button styles**

**Logo**

---

## Primary logo




Primary logo should be used as often as possible. In cases in which color is not possible, or if size limits legibility, see the following page.

## Secondary logos




ONE-COLOR OPTION



SECONDARY LOGO

Use the secondary logo only in cases in which the primary or one-color options have already been used. The one-color option may also appear in white on a colored background.

# Logo with additional elements



This lockup should be used at print sizes larger than 2 inches or screen sizes larger than 500 pixels. Note that the URL may change.

# **Print and messaging**

## Print and messaging

---

# Colors

### NEON

#E0FF3D

### PRIMARY BRAND COLOR

### PURPLE

#ACA9FD

### PINK

#E5FF4D

### PEACH

#FFDAD4

### LIGHT BLUE

#B9E9FF

### BLUE

#0055FF

### GREEN

#77DDBB

### SECONDARY BRAND COLORS

Use these colors in various combinations to add personality and a bit of whimsy. NEON should be used sparingly outside of the logo.

# Typography

**Aa**

**AaBbCcDdEeFfGgHhIiJjKkLlMmNnOo  
PpQqRrSsTtUuVvWwXxYyZz**

**POPPINS BOLD**

**Aa**

**AaBbCcDdEeFfGgHhIiJjKkLlMmNnOo  
PpQqRrSsTtUuVvWwXxYyZz**

**IBM PLEX MONO REGULAR**



# Typography usage

## **POPPINS BOLD**

Headlines: Poppins Bold, letter-spacing: -40

Labels: Poppins Bold, letter-spacing: 140

Font sizes should be appropriate to the medium in which they are found.

Poppins Bold is available to download from Google Fonts.




## **IBM PLEX MONO REGULAR**

Body: IBM Plex Mono Regular, letter-spacing: -20

Body copy / paragraph text. Should not be used for headlines or anything larger than a paragraph.

IBM Plex Mono Regular is available to download from Google Fonts.

# Hand-drawn elements



Hand-drawn elements bring an element of whimsy and youthful energy to the U!Scientist brand. They should be used extremely sparingly.

# Examples



## BANNERS

# **App design**

# Idle screen



# Text

## H1

Karla Bold  
15 pt  
letter-spacing: -0.6  
line-height: 14.4

## H2

Karla Bold  
10.5 pt  
letter-spacing: -0.5  
line-height: 12

## H3

Karla Bold  
5.75 pt  
letter-spacing: -0.25  
line-height: 6

## Help text

Karla Italic  
8.25 pt  
letter-spacing: -0.15  
line-height: 11.5

## LABEL

Karla Bold  
5.75 pt  
letter-spacing: 0  
line-height: 6  
text-transform: uppercase

## Body

Karla Regular  
8 pt  
letter-spacing: -0.15  
line-height: 10.5

## Button text

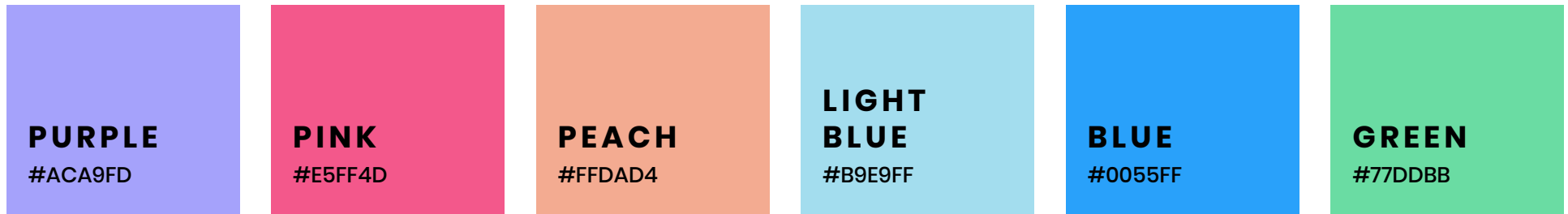
Karla Bold  
8 pt  
letter-spacing: -0.15  
line-height: 13

Text sizes are extremely small to account for the very high resolution of the touch table.

# Colors



## APP INTERFACE COLORS




## SECONDARY BRAND COLORS


# Button styles

## primary (answers)


DEFAULT

 Smooth


PRESSED

 Smooth

SELECTED

 Smooth

DISABLED

 Smooth

## secondary

DEFAULT

See what others said

PRESSED

See what others said

SELECTED

See what others said

DISABLED

See what others said

## tertiary (submit)

DEFAULT

Submit classification

PRESSED

Submit classification

SELECTED

Submit classification

DISABLED

Submit classification



# Prototype links

### **ATOMIC.IO**

Use Atomic for usability prototyping on the touch tables. It is connected to Google Analytics for testing purposes as well as animation and interaction direction.

### **INVISION**

Use InVision for development “Inspect” mode. It should look the same as the Atomic prototype but will not behave correctly.

